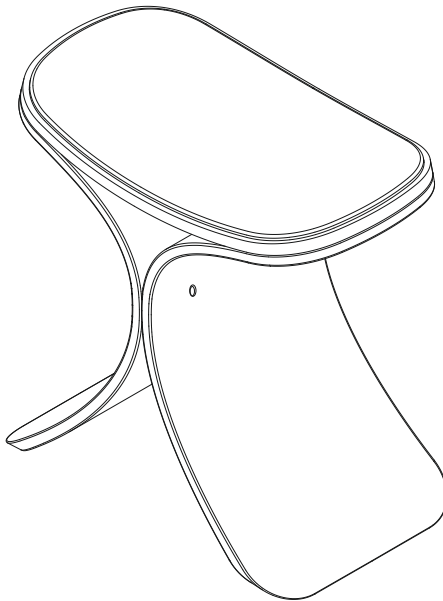


# GEJST

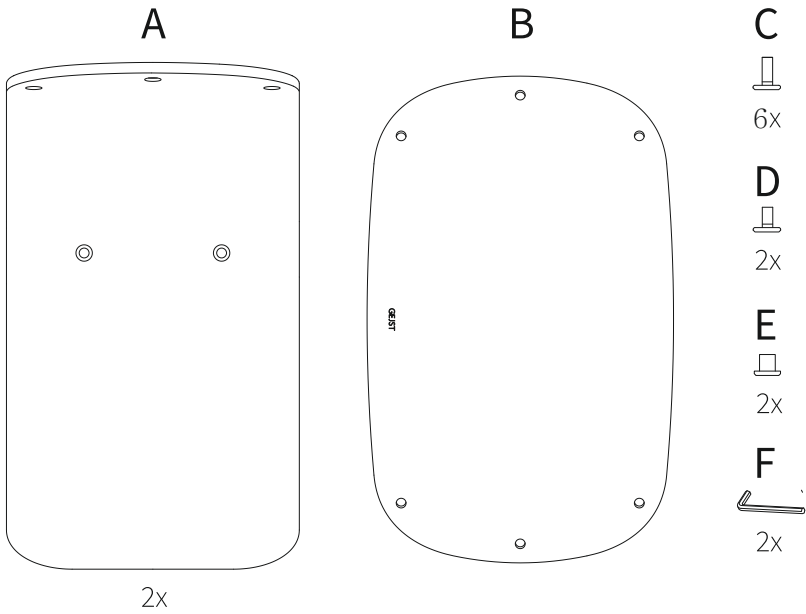
## LUNO Stool

by Jens Fager

Instruction

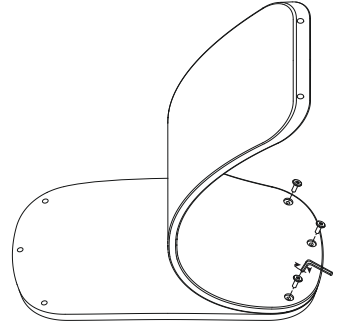


## Content of the box

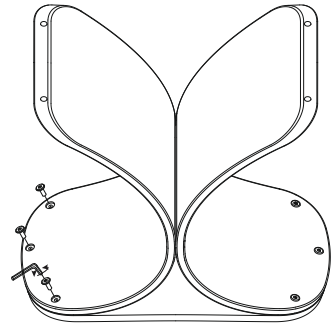


# GEJST

- ① Place the seat (Part B) on a flat surface. Align the holes from the seat with the holes from the leg (Part A). Assemble the seat and leg with the screws (Part C).



- ② Repeat the process with the other leg (Part A).



- ③ Screw part D and E together through the holes in the legs (Part A)

NOTE: Be careful not to scratch the legs with allen key when screws are tightened.

